



THE GLOBAL STANDARD
FOR LIVESTOCK DATA

DNA
DIAGNOSTIC



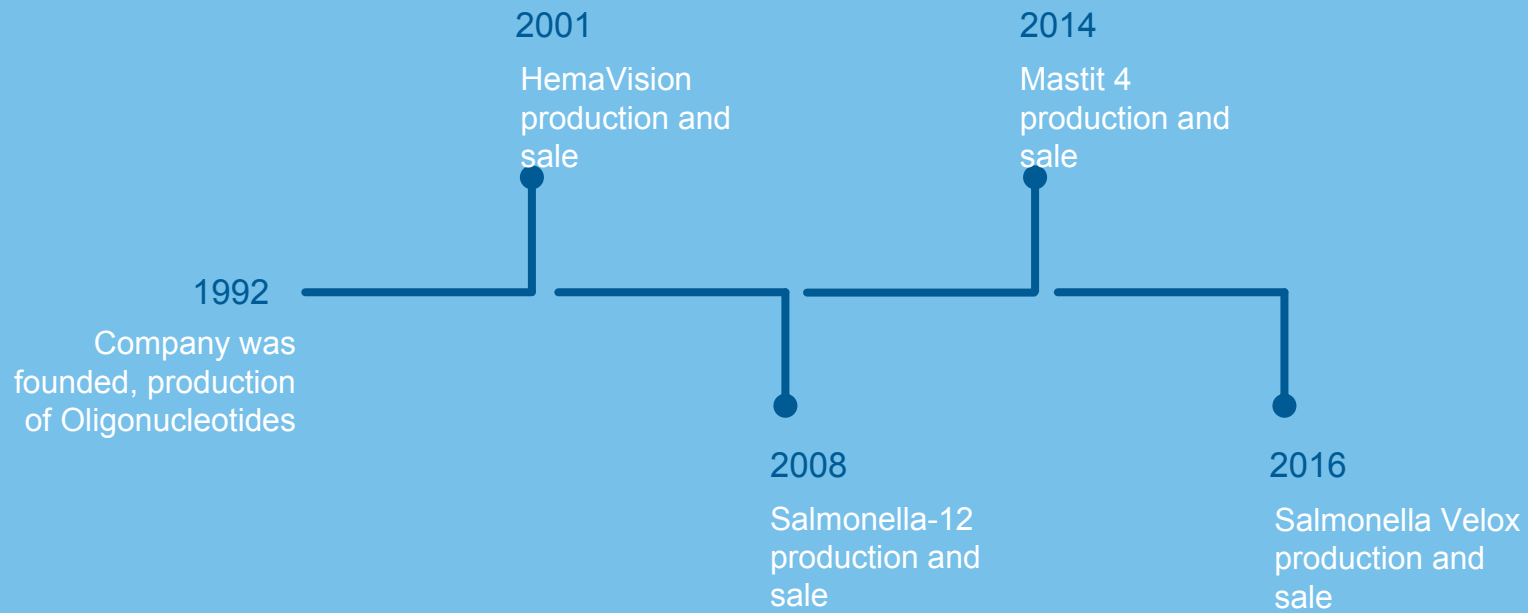
Mastit 4

Interpretation of results from milk samples tested for mastitis bacteria
with Mastit 4 qPCR test from DNA Diagnostic

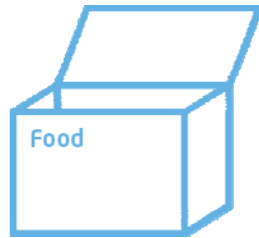
The 40th ICAR Biennial Session Puerto Varas, Chile, 24-28 october 2016

Jorgen Katholm

Timeline – company development

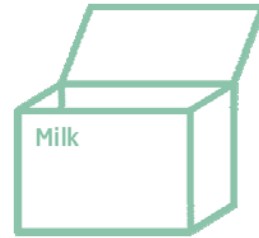


What we do



Salmonella Velox

PCR test kits for Salmonella screening in raw meat, poultry, fish, and seafood

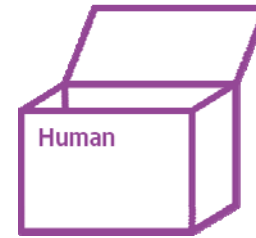


Mastit 4

PCR test kits for mastitis bacteria screening in milk

New !! TBC 4

PCR test kits for screening of total bacterial count in milk

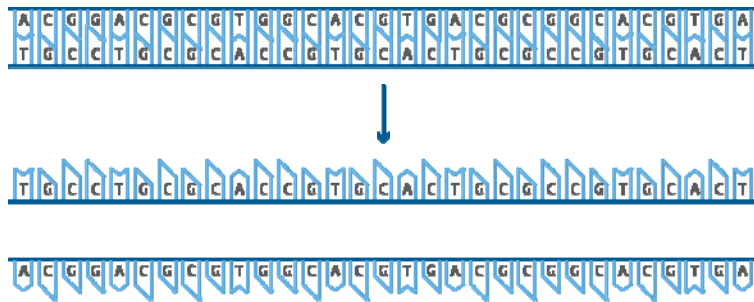


HemaVision

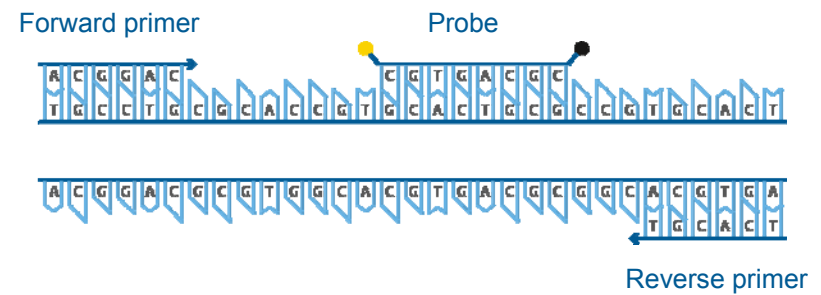
IVD test kits for screening of chromosome translocations associated with leukemia

**DNA
DIAGNOSTIC**

Principles of qPCR tests



Step 1
Denaturation



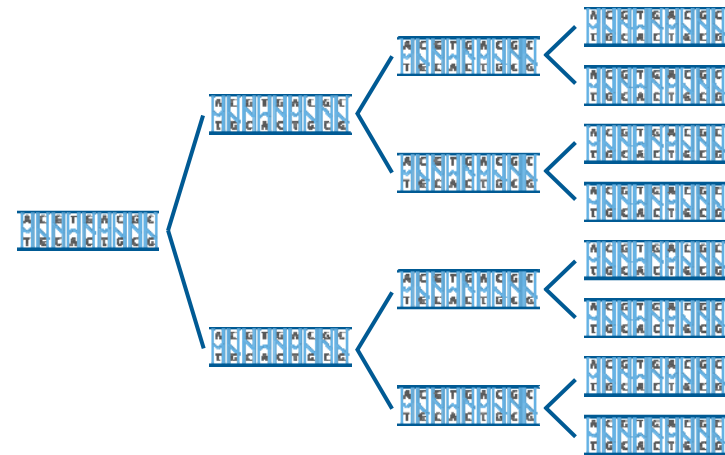
Step 2
Primers and probe

**DNA
DIAGNOSTIC**

Principles of qPCR tests



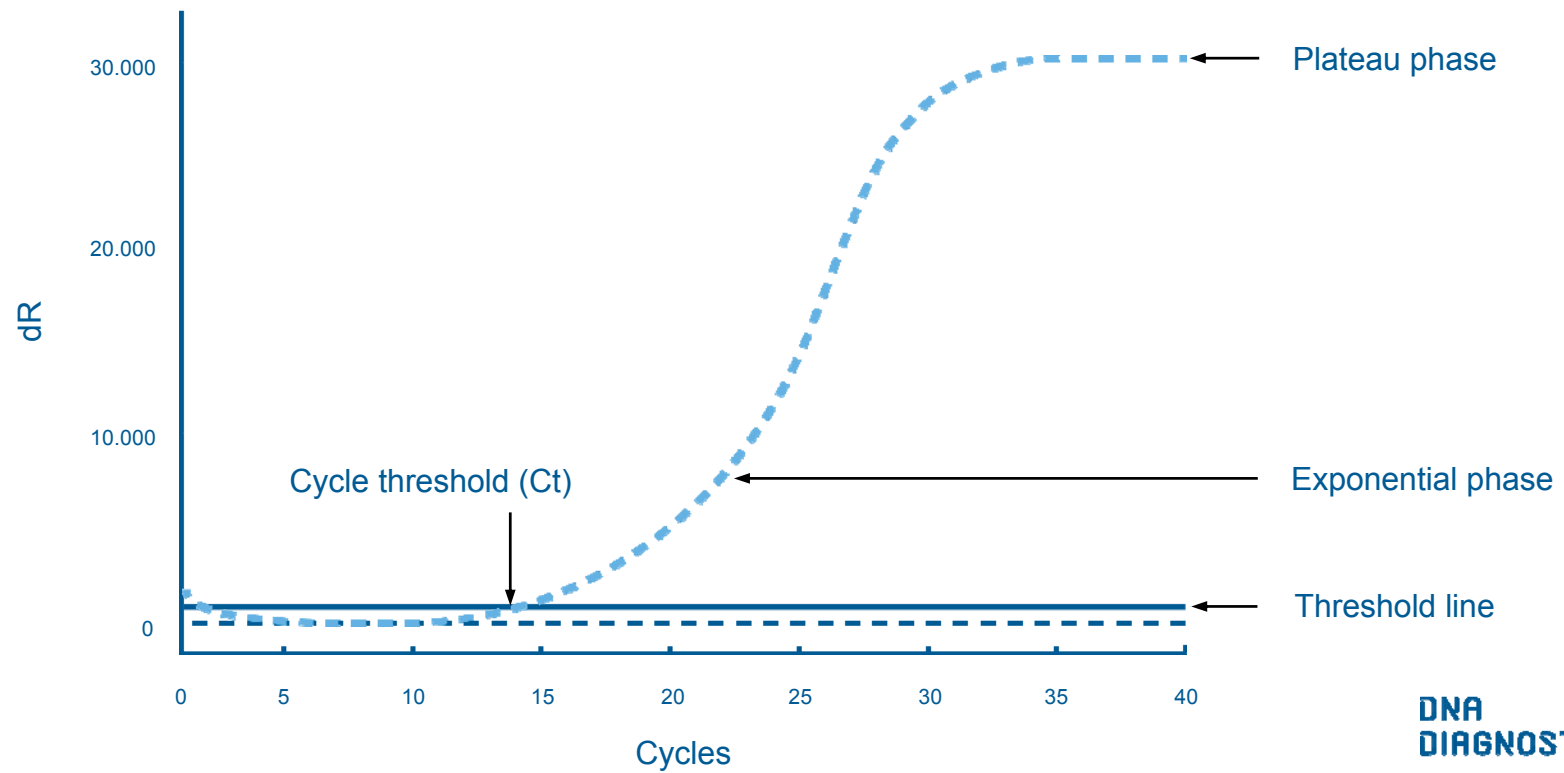
Step 3
Polymerase



Step 4
Amplification
40 cycles resulting in 1×10^{12} copies

**DNA
DIAGNOSTIC**

Amplification plot from qPCR



Easy and fast workflow

2 x 96 samples



DNA extraction

0.5 ml samples are pelleted and directly lysed for DNA extraction



qPCR

Run Mastit 4 program

**DNA
DIAGNOSTIC**

Mastit 4

Target	Cat. No.*	M4A	M4B	M4C	M4D	M4E	M4F	M4BD	M4BDF
Staphylococcus aureus		+	+	+		+		+	+
Streptococcus agalactiae		+	+	+		+		+	+
Streptococcus dysgalactiae		+			+			+	+
Streptococcus uberis		+	+					+	+
Mycoplasma bovis			+	+		+		+	+
Mycoplasma species				+	+			+	+
β -Lactamase gene (blaZ gene)					+			+	+
Coagulase Negative Staphylococcus					+			+	+
Prototheca						+	+		+
E.coli							+		+
Klebsiella							+		+
Enterococcus and Lactococcus lactis							+		+

Advice to farmer after result of PCR test of Bulk Tank Milk

Mycoplasma bovis

Segregation of clinical cases, test, and culling

Staphylococcus aureus, Streptococcus agalactiae and Prototheca

5 point plan, good milking, post milk teat dipping, dry cow therapy, quick therapy of new cases, culling, milking with gloves

Streptococcus uberis, Enterococcus, E-coli, Klebsiella

Clean cows, foam before milking, fresh food for standing cows after milking, clean bedding, deep bedding with more space – specially in the fresh cow pen

Streptococcus dysgalactiae

Better skin quality of teats, conditioner in post milk teat dipping, virus infections at teats

Mastit 4 – qPCR test

Bulk tank testing

Screening for contagious pathogens

nr. of test in DK > 10,000

Selection of herds for selective dry cow therapy

DHI samples

High cell count cows - Prevalence of contagious mastitis

Selective dry cow therapy

nr. of test in DK > 100,000

Therapy - Wrong time in relation to pathogen - environmental

Quarter samples aseptically

Therapy of infection

Mastit 4 – qPCR test

Bulk tank testing

Screening for contagious pathogens

nr. of test in DK > 10,000

Selection of herds for selective dry cow therapy

DHI samples

High cell count cows - Prevalence of contagious mastitis

Selective dry cow therapy

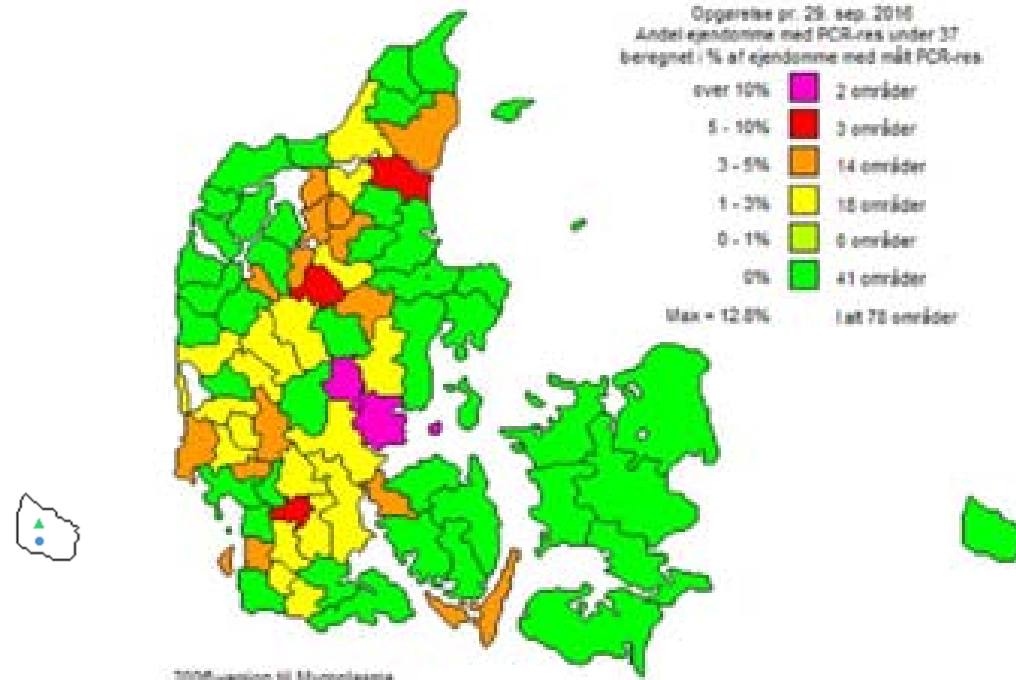
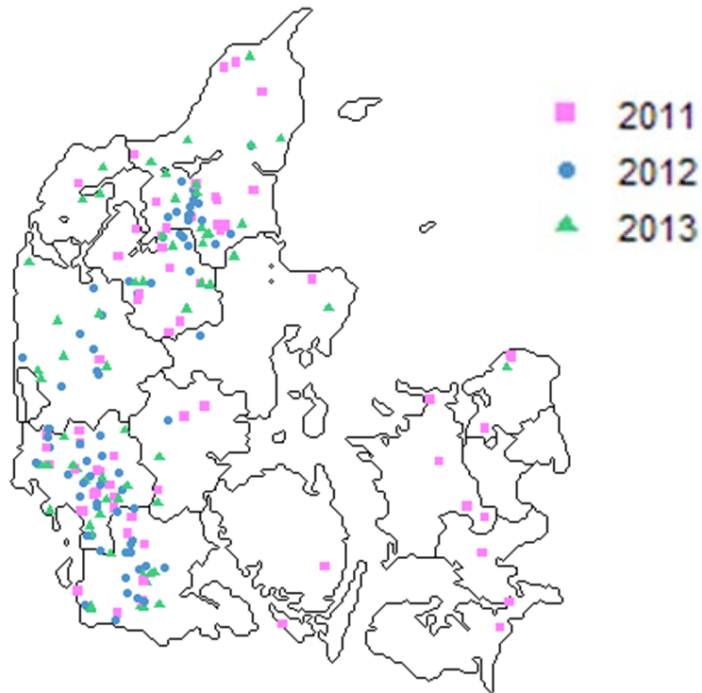
nr. of test in DK > 100,000

Therapy - Wrong time in relation to pathogen - environmental

Quarter samples aseptically

Therapy of infection

Mycoplasma PCR from Danish herds all herds tested once every year since 2011



2008-version til Mycoplasma

U:\Kvæg\SA\SpoDataGruppe\UNIVet\Mycoplasma\Functe2010\MapEMap_R

Mastit 4 – qPCR test

Bulk tank testing

Screening for contagious pathogens

nr. of test in DK > 10,000

Selection of herds for selective dry cow therapy

DHI samples

High cell count cows - Prevalence of contagious mastitis

Selective dry cow therapy

nr. of test in DK > 100,000

Therapy - Wrong time in relation to pathogen - environmental

Quarter samples aseptically

Therapy of infection

How to interpretate Ct values in DHI Contaminated samples ?

Contagious Pathogens - OK

But we do recommend retest of aseptic sample before culling

Environmental pathogens - clinical important Ct < 20 – 25

DHI samples positive for Enterococcus/Lactococcus

All but one negative in aseptically quarter samples

PK	Enter	25.17
Sample 01	Enter	No Ct
Sample 02	Enter	31.32
Sample 03	Enter	27.96
Sample 04	Enter	32.45
Sample 05	Enter	No Ct
Sample 06	Enter	29.34
Sample 07	Enter	30.93
Sample 08	Enter	27.31
Sample 09	Enter	No Ct
Sample 10	Enter	31.33
Sample 11	Enter	No Ct
Sample 12	Enter	No Ct
Sample 13	Enter	29.41
Sample 14	Enter	31.83
Sample 15	Enter	No Ct
Sample 16	Enter	29.65
Sample 17	Enter	No Ct
Sample 18	Enter	No Ct
Sample 19	Enter	31.84
Sample 20	Enter	28.67
Sample 21	Enter	28.42
Sample 22	Enter	32.88
Sample 23	Enter	33.42
Sample 24	Enter	31.98
Sample 25	Enter	No Ct
Sample 26	Enter	No Ct
Sample 27	Enter	31.22
Sample 28	Enter	30.29
Sample 29	Enter	30.58
Sample 30	Enter	32.28
Sample 31	Enter	30.93
Sample 32	Enter	30.01
Sample 33	Enter	No Ct
Sample 34	Enter	25.50
Sample 35	Enter	32.07
Sample 36	Enter	32.22

Mastit 4 – qPCR test – You always get Mycoplasma

Bulk tank testing

Screening for contagious pathogens

nr. of test in DK > 10,000

Selection of herds for selective dry cow therapy

DHI samples

High cell count cows - Prevalence of contagious mastitis

Selective dry cow therapy

nr. of test in DK > 100,000

Therapy - Wrong time in relation to pathogen - environmental

Quarter samples aseptically

Therapy of infection

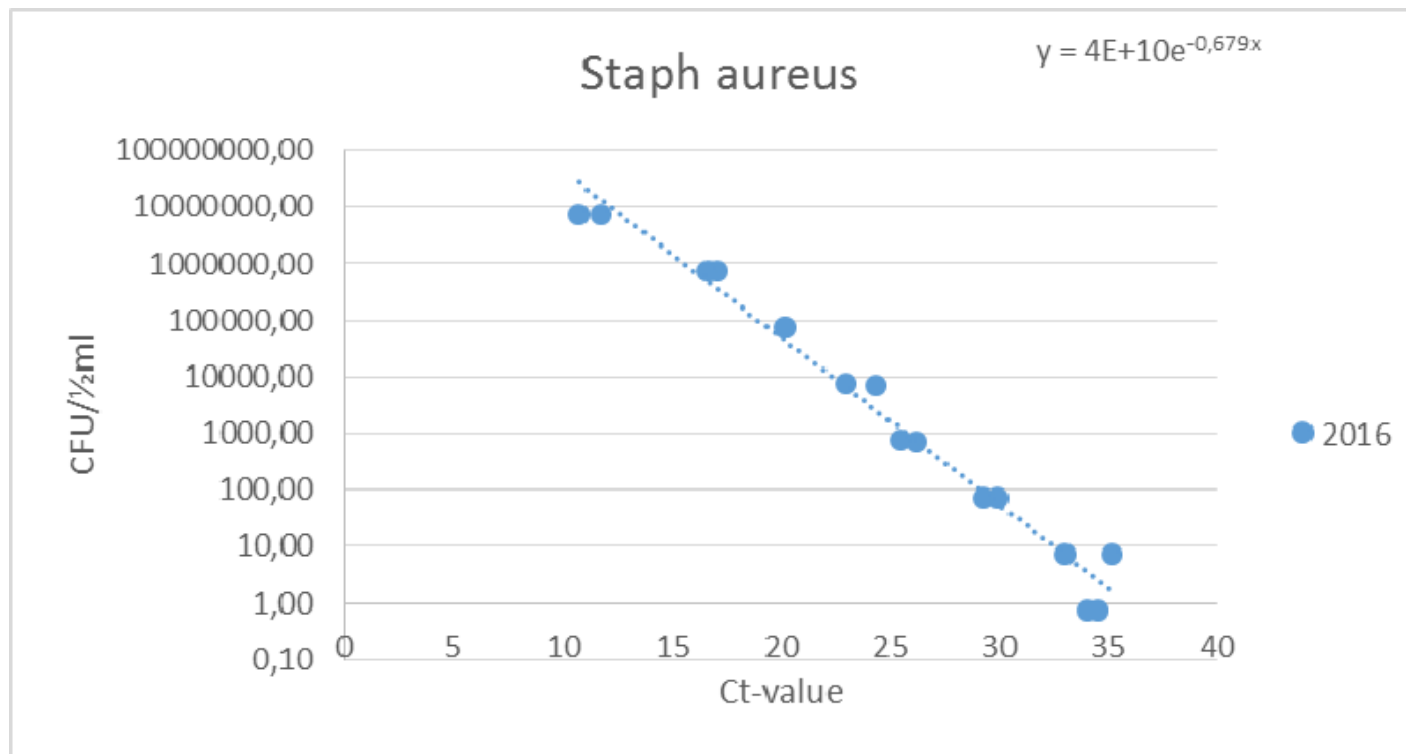
Mastitis therapy – Lactation – Test before treatment

Subclinical	Only treat after test	Staph, Streps and Ent
Mild	Only treat after test	Staph, Streps and Ent
Moderate	Only treat after test	Staph, Streps and Ent

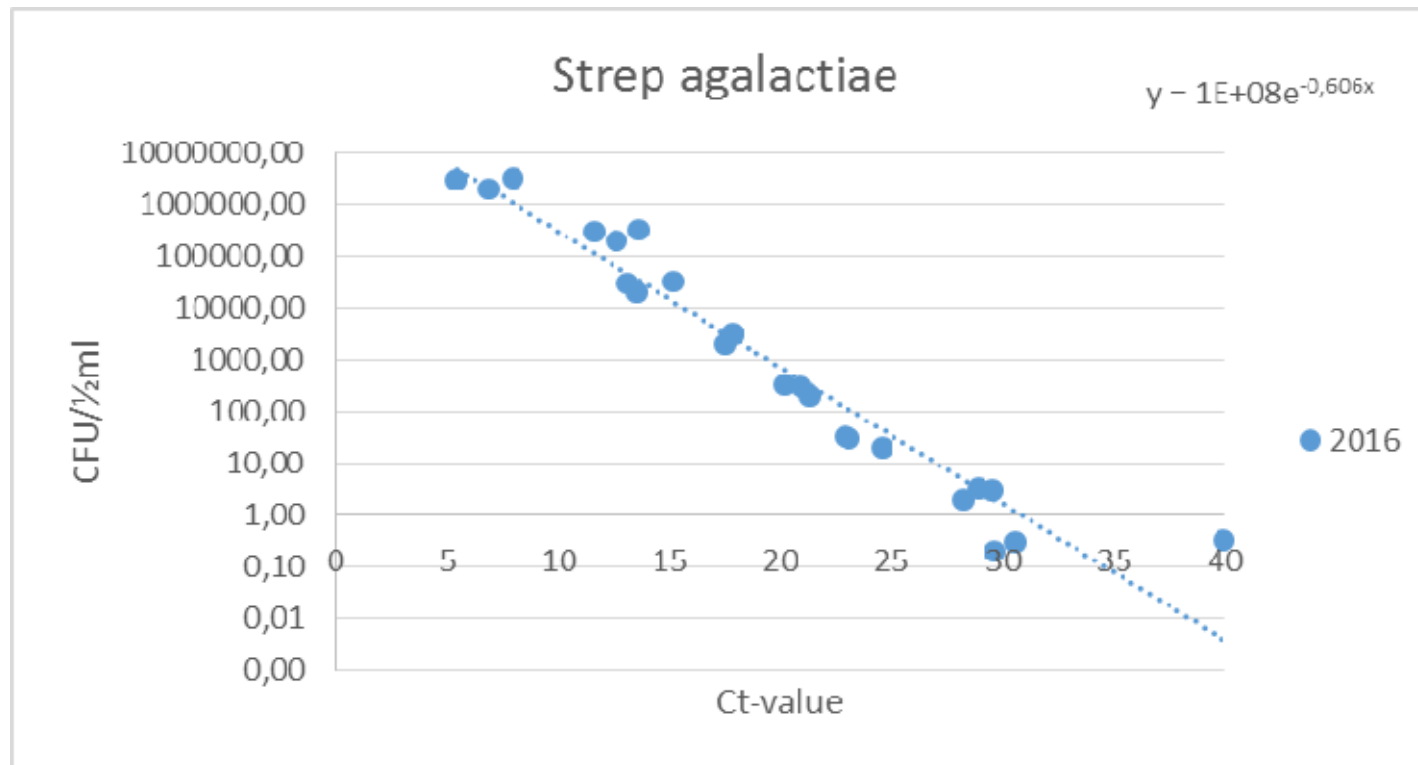
More than 60% not treated Nydam et al. 2015

Severe	Supportive therapy, painkiller, fluid	Antibiotic
		Staph, Streps and Klebsiella

Correlation curve for Mastit 4 – Ct value and CFU Staphylococcus aureus – 2 isolates




Correlation curve for Mastit 4 – Ct value and CFU *Streptococcus agalactiae* – 3 isolates



New qPCR test for high TBC counts – TBC 4

DNA DIAGNOSTIC



What is the cause for high **Total Bacterial Count** in Bulk Tank Milk?

TBC 4 will give you the answer...

- Bad cooling? [Pseudomonas]
- Bad environment? [Enterobacteriaceae/Enterococcus]
- Mastitis cows? [Streptococcus]
- Bad silage handling? [Bacillus and Clostridia]

TBC 4
PCR test for the most common bacteria causing Total Bacterial Count in Bulk Tank milk
Fast. Accurate. Cost effective.

TBC 4
PCR test for the most common bacteria causing Total Bacterial Count in Bulk Tank milk
Fast. Accurate. Cost effective.

Introduction
TBC 4 identifies four main groups of bacteria in TBC (total bacterial count). The test is quantitative without the need for any bacterial culturing steps. TBC 4 testing can be conducted at any stage of the milk production process, from the farm to the milk tanker or the dairy.
Samples can be preserved to prevent bacterial growth during transportation. TBC 4 also simultaneously detects growth-inhibited microorganisms and all targeted bacteria in the milk sample. TBC 4 has a high sensitivity, is very fast, and simple to perform.

What is qPCR testing?
The quantitative polymerase chain reaction (qPCR) is a biochemical technology used to amplify a specific DNA target in a test tube. During amplification, fluorescent light is generated and monitored by the qPCR instrument.
The appearance of fluorescent light can be correlated to the number of targets in the sample. Today, qPCR is a common diagnostic technique and it is used for a wide variety of applications.
Each kit contains material for analysis of 304 milk samples.

Easy and fast workflow



1h 45m

0.5 ml samples are collected and directly lysed for DNA extraction



52m

Run qPCR program

For more info visit www.dna-diagnostic.com or contact Tel +45 40417396 · jk@dna-diagnostic.com

DNA DIAGNOSTIC
DNA DIAGNOSTIC A/S · VOLDBERGVEJ 14 · 8240 RISSLEV · DENMARK

About us DNA Diagnostic A/S is a Danish biotech company established in 1992. DNA Diagnostic develops and manufactures real-time PCR test kits rapid identification of pathogenic microorganisms in the food and pharmaceutical industries, including tests for the diagnosis of mastitis and for salmonella. DNA Diagnostic also makes CE-IVD kits for the rapid diagnosis of leukemia. DNA Diagnostic is ISO 9001 and ISO 13485 certified.

High TBC counts – TBC 4 indicate answer to the problem

- **Bad cooling?**
[Pseudomonas]
- **Bad environment?**
[Enterobacteriaceae/Enterococcus]
- **Mastitis cows?**
[Streptococcus]
- **Bad silage handling?**
[Bacillus and Clostridia]



DNA
DIAGNOSTIC

Mastit 4
TBC 4

Good partners for better milk quality