



The Borst Family

11
**HALARDA
FARMS** Ltd.
Welcome

Halarda Farms Ltd

- Milking 1250-1280 cows
- Raising our own replacements
- 45 Angus and Angus-cross cows
- Feedlot operation for young stock from beef herd & some Holstein steers
- Employ 17 full-time employees and a number of part time (mostly students)



Dairy Herd

➤ 1200-1250 cows milked with 20 A5 robots since 2019

➤ History:

- 8 new A3 in 2009
- 1 new and 3 used A3 in 2011
- 2 used A3 in 2015
- 1 used A3 in 2017
- 2 new A4 loaner robots in 2018

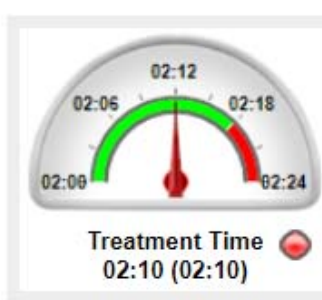
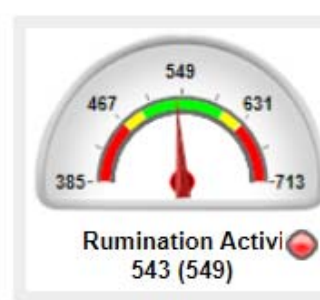
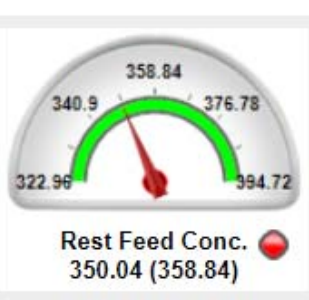
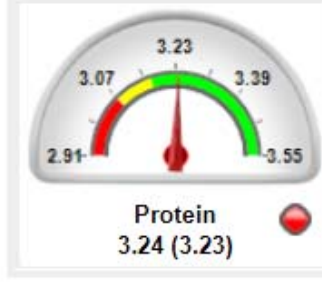
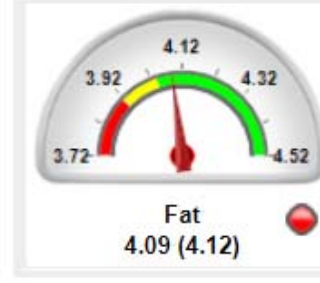
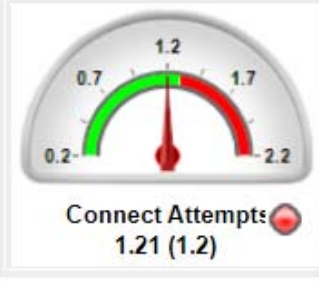
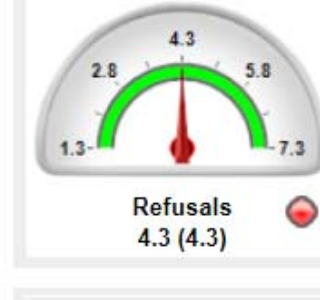
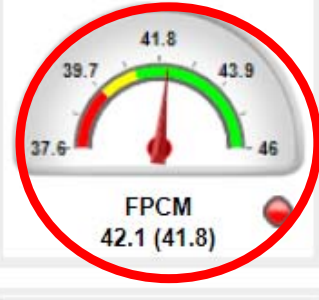
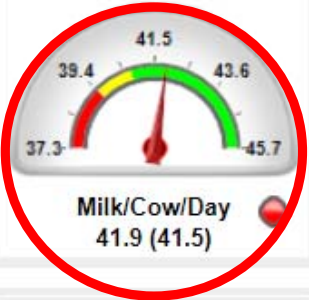


➤ 30-45 cows milked in the old milking parlour. All sick and fresh cows.

Dairy Herd

- Current production 41.5 kg 4.14% fat 3.20% prot
- Current AVG DIM 158. CI is 387 days
- Pregnancy Rate has averaged 30%
- Age of first calving 22 months
- 3.1 Visits per day
- 6:12 Box time
- Milk speed 3.6 Kg
- SCC 107 bulk tank avg. Last 12 months

Halarda Farms Ltd



Halarda Farms Ltd

Herd Management

- Feeding is PMR with avg 4.1 Kg of concentrate in robot
- Cow touches are done using T4C to route cows to separation pens most of these are automatic.
- Focus is on lean management. Stay out of pens and let the cows come to us.
- Fresh and Sick cows managed in parlor.
- Heifers are pretrained during breeding period using Cosmix feeders.

Halarda Farms Ltd

Breeding / Genetic Program

- AI on all cows and heifers. Have one beef cleanup bull with the pregnant heifers.
- Zero time spent on visual heat detection. Use Lely Heatime LD system on cows and on heifers. OV-Synch program is used to breed cows that do not show heat or test open at herd health.
- Using high DWP\$/Pro \$ (High health and PL) bulls. Focus on teat size/placement, milk speed and production mostly Kg fat.

Halarda Farms Ltd

Breeding / Genetic Program

- Sexed semen on high Pro \$ cows and heifers
- Conventional for later services
- Beef semen on lower genetic value animals
- All new females genomic tested - Semex Elevate program
- Animals registered
- Extra females are sold for dairy production
 - After our buyers understand there is a genetic program, they are not interested in individual cow parentage or classification just production and SCC.

Halarda Farms Ltd

eDHI

- Very convenient. Zero effort required. All electronic.
- No manual sample collection.
- Monthly snap shot and comparison to see trends
 - Includes components & SCC from robots based on sensor data
 - Get these values into DairyComp to allow for better management decisions
 - Includes Canadian specific BCA's

Halarda Farms Ltd

eDHI

- Monthly robot reports.
- Valuable comparison to other robot herds

Robot - Production and Efficiency



Name
HALARDA FARMS LTD
ANTON / CHERYL BORST

Herd Number
MB 60540

Service
eDHI Sensor

Test Date
2022/05/16

All fat/prot/SSC are calculated using sensor results.

List

Graph

User Guide

Key Indicators - Herd Key Indicators - Robot (7 days)

| Key Indicators - Robot (7 days) | Results | 12 months | Robot prov. avg. | Top 20%-robot |
|---|---------|-----------|------------------|---------------|
| Milk/robot (kg) | 2435 | 2342 | 1912 | |
| Fat/robot (kg) | 98.9 | 93.5 | 76.3 | |
| Milk/cow/day (kg) | 41.6 | 41.0 | 37.3 | |
| Fat/cow/day (kg) | 1.69 | 1.64 | 1.49 | |
| Number of cows/robot | 58 | 57 | 51 | |
| Number of milkings/robot | 181 | 169 | 149 | |
| Number of milkings/cow | 3.10 | 2.96 | 2.92 | |
| Average milk/milking (kg) | 13.5 | 13.9 | 12.9 | |
| Number of refusals/cow | 4.5 | 3.5 | 1.4 | |
| Number of failures or incomp milkings/robot | 1.1 | 1.2 | (1) | |
| Robot free time (%) | 14.5 | 16.2 | 18.0 | |
| Average time/milking (min) * | 6.17 | 6.46 | 7.26 | |
| Efficiency (kg milk/min robot) * | 2.18 | 2.15 | 1.82 | |
| Estimated max milk/robot (kg) * | 2577 | 2534 | 2151 | |
| Estimated max fat/robot (kg) * | 104.7 | 101.2 | 85.9 | |
| Milk value/cow (\$) | 26.35 | 9189 | 7948 | |
| Milk value/robot (\$) | 1835 | 1731 | 1377 | |

* Calculated value

(1) Average Value Lely: 3.18 DeLaval: 7.02 GEA: 7.04

The definition and target values for Number of failures and Incomplete Milkings vary between manufacturers.

Robot - Production and Efficiency

Halarda Farms Ltd

eDHI

Robot - Production and Efficiency



Name
HALARDA FARMS LTD
ANTON / CHERYL BORST

Herd Number
MB 60540

Service
eDHI Sensor

Test Date
2022/05/16

All fat/prot/SSC are calculated using sensor results.

List

Graph

User Guide



Key Indicators - Herd Key Indicators - Robot (7 days)

| Key Indicators - Herd | Test day | 12 months | Robot prov. avg. | Top 20%-robot |
|--------------------------|----------|-----------|------------------|---------------|
| Number of cows | 1,425 | 1,424 | 208 | |
| Cows in lactation | 1,251 | 1,208 | 176 | |
| Daily Milk (kg) | 41.0 | 40.2 | 35.7 | |
| Standard Milk (kg) | 45.5 | 45.1 | 40.2 | |
| Annual milk (kg) | | 12443 | 10977 | |
| Daily Fat (kg) | 1.66 | 1.60 | 1.40 | |
| Fat (%) | 4.06 | 3.99 | 3.93 | |
| Daily Protein (kg) | 1.36 | 1.34 | 1.17 | |
| Protein (%) | 3.31 | 3.33 | 3.29 | |
| Avg DIM | 158 | 160 | 175 | |
| Peak milk (kg) | 48.7 | 48.2 | 44.4 | |
| Peak DIM | 57 | 58 | 57 | |
| Herd Avg SCC ('000) | 109 | 100 | 222 | |
| Cows with SCC > 200k (%) | 7.6 | 6.5 | 20.9 | |
| Cows leaving herd (%) | 0.9 | 57.6 | 41.1 | |
| % Cows in Lactation 3+ | 37.9 | 34.6 | 35.3 | |

Robot - Production and Efficiency

Halarda Farms Ltd

eDHI

-Convenient way to get genetic evaluations and breeding values for herd genetic program

-Annual reports:

- Valuable comparison & benchmarking to previous years.
- Are we making progress over time?
- Valuable comparisons to other herds. What is possible?
- Great tool for identifying strengths and opportunities.

Halarda Farms Ltd

Breed Services

- As a large herd we do feel obligated to provide data to and to contribute to breed programs because we do take advantage of all this work and input when we buy semen.
- We want as much as possible to keep options open for the future in being able to participate in and access services when we can see the value also in the future.
- We regularly re-evaluate what we are doing.

Halarda Farms Ltd

Future Services

- We will involve any services if they are economical that can help us achieve our breeding or management goals or if they will save time.
- There is real value for us in more focus on additional traits for robot herds and traits that affect robot and animal output.
 - Visit behaviour (Intervals).
 - Failure rate.
 - Treatment time.
 - Production efficiency per pound of concentrate.

Future Services

- Get more data value out of sensor data from robots and parlors with sensor technology for genetic purposes.
- Currently sensor data is used for feeding/breeding/culling decision but not good enough to contribute to genetic data.

Questions?

